

No. 879,487.

PATENTED FEB. 18, 1908.

C. W. McWANE.
PLOWSHARE.

APPLICATION FILED JUNE 22, 1907.

Fig. 1.

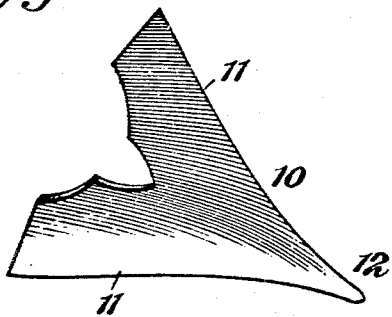


Fig. 2.

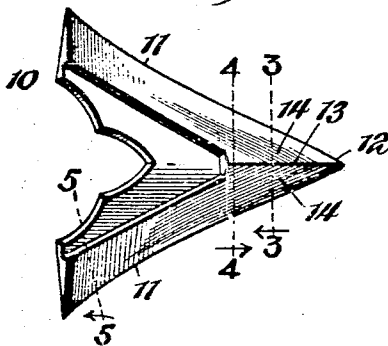


Fig. 3.

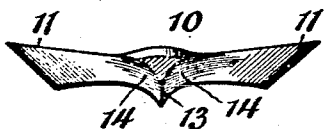


Fig. 4.

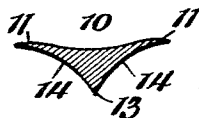


Fig. 5.



Fig. 6.

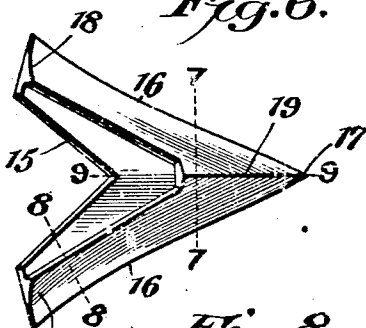


Fig. 7.

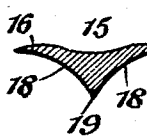


Fig. 9.




Fig. 8.



Charles W. McWane, Inventor,

Witnesses

Howard D. Orr.

B. H. Foster

By

E. J. Siggers

Attorney

UNITED STATES PATENT OFFICE.

CHARLES W. McWANE, OF LYNCHBURG, VIRGINIA, ASSIGNOR TO LYNCHBURG FOUNDRY CO., OF LYNCHBURG, VIRGINIA, A CORPORATION OF VIRGINIA.

PLOWSHARE.

No. 879,487.

Specification of Letters Patent.

Patented Feb. 18, 1908.

Application filed June 22, 1907 Serial No. 380,285.

To all whom it may concern:

Be it known that I, CHARLES W. McWANE, a citizen of the United States, residing at Lynchburg, in the county of Campbell and State of Virginia, have invented a new and useful Plowshare, of which the following is a specification.

This invention relates to plowshares of the character covered by claims in my co-pending application, Serial No. 342,413, and the object of the present case is to improve the shares of hillside plows, so that both cutting edges will be self-sharpening, and will hold the share to its work, preventing any tendency of its working upwardly toward the surface.

In the drawings:—Figure 1 is a perspective view of one embodiment of the invention. Fig. 2 is a bottom plan view thereof. Figs. 3, 4 and 5 are respectively cross-sectional views on the line 3—3, 4—4, and 5—5 of Fig. 2. Fig. 6 is a bottom plan view of another embodiment of the invention. Figs. 7, 8 and 9 are respectively sectional views on the lines 7—7, 8—8 and 9—9 of Fig. 6.

Similar reference numerals designate corresponding parts in all the figures of the drawings.

In the embodiment disclosed in Figs. 1–5 inclusive, the plowshare, designated as a whole by the reference numeral 10, has opposite angularly disposed blades 11 terminating in a common nose 12. The under side of the nose at the juncture of the blades is provided with a longitudinal ridge 13, and the blades 11 on opposite sides of this ridge are separately and transversely concaved on different curves, as shown at 14. This concaved formation is shown more particularly in Figs. 3 and 4. The rear portions of the under sides of the blades 11 are, however, flat.

In the embodiment disclosed in Figs. 7–9 inclusive, which is perhaps the preferred form of construction, the share is designated as a whole by the reference numeral 15, and is provided with angularly disposed blades 16 terminating in a common nose 17. In this construction, the blades throughout their lengths are transversely concaved, as shown at 18, and consequently as in the first described embodiment, the front portions of said blades on opposite sides of the

longitudinal ridge 19 are also concaved. As a result, and as shown in Fig. 9, the ridge 19 is longitudinally concaved, while the upper or outer face of the nose is preferably slightly convexed. The result is that the cutting edges of the blades are downwardly inclined, and with this peculiar formation, experience has demonstrated that the point and blades will properly cut through the soil without the tendency of the share to rise to the surface, no matter how badly the cutting edges may wear. Furthermore, because of the concaved construction, the said cutting edges will always remain sharp.

From the foregoing, it is thought that the construction, operation, and many advantages of the herein described invention will be apparent to those skilled in the art, without further description, and it will be understood that various changes in the size, shape, proportion, and minor details of construction, may be resorted to without departing from the spirit or sacrificing any of the advantages of the invention.

Having thus fully described my invention, what I claim as new, and desire to secure by Letters Patent, is:—

1. A plowshare including opposite blades terminating in a common nose, the under sides of the blades at their juncture with the nose being separately concaved on different curves.

2. A plowshare including opposite blades terminating in a common nose, said nose having a longitudinal ridge on its under side at the juncture of the blades and said blades being concaved on opposite sides of the ridge.

3. A plowshare including angularly disposed blades terminating in a common nose, the under sides of the blades being separately and transversely concaved on different curves.

4. A plowshare including opposite blades having opposite cutting edges terminating in a common nose, the under sides of the blades being separately and transversely concaved throughout their lengths on different curves.

5. A plowshare including opposite blades terminating in a common nose, said nose having a longitudinal ridge on its under side at the juncture of the blades, said blades being concaved throughout their lengths and

on opposite sides of the ridge and said ridge being longitudinally concaved.

6. A plowshare including opposite blades terminating in a common nose, said nose having a longitudinal ridge on its under side and said blades being concaved throughout their lengths on opposite sides of the ridge.

In testimony, that I claim the foregoing as my own, I have hereto affixed my signature in the presence of two witnesses.

CHARLES W. MCWANE.

Witnesses:

L. W. WALSH,
F. B. DAVIS.